

## 750CB, 753CB and 756CB Dip-switch remote controls are compatible with the following Garage Door Opener models:

The following models have dip-switches on the receiver logic board.

140	150	240	350	450	550
140-6	150-6	240-6	350-6	450-6	550-6

The following units have Grey, White or Yellow learn

140-9	240-9	450-9	1000	2000	3000	4000-4	5000	701WHC
150-9	350-9	550-9	1000-4	2000-4	4000	4001	5000-4	700WHC

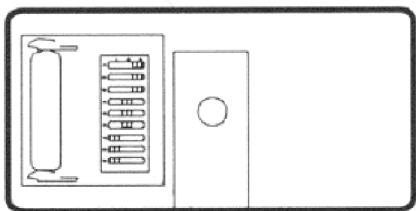
The following models have a green learn button.

1100	3000	4600	4600-2K	7200	8100M	9602	711WHC
2100	4100	4600-2	5100	8100	9601	710WHC	CSO

## Programming 750CB dip switch remote control

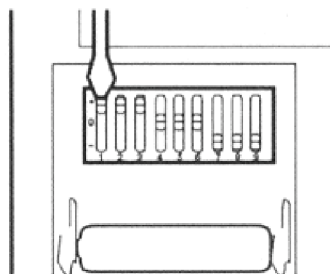
**1**

Open your existing remote control and locate the dip switches.



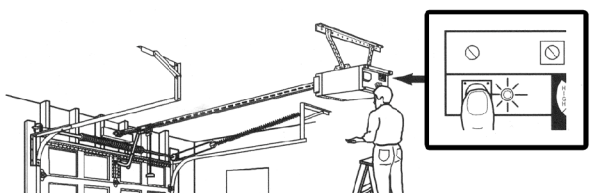
**2**

Change the setting of these switches to any random position.



**3**

Locate the yellow, white, grey, or green LEARN BUTTON on the back panel of the overhead motor unit.



**4**

Hold the button on the remote control. Push and release the LEARN BUTTON. Let go of the remote control button. The receiver has accepted the new code.

